

**EDGEWOOD**

INDEPENDENT ♦ SCHOOL ♦ DISTRICT

**SCHOOLS OF INNOVATION**

ENGAGE ♦ TRANSFORM ♦ INSPIRE



# NEW TECH STEAM @ JOHN F. KENNEDY HIGH



97%

Hispanic

2%

African  
American

84%

At Risk

23%

ELs

100%

Economically  
Disadvantaged

# VISION 2025

## DISTRICT MISSION

Edgewood ISD provides an exceptional learning experience that engages, empowers, and prepares students to compete and reach their highest potential in an ever changing world.

## DISTRICT VISION

For every child, success in life. Edgewood Proud!

## CORE VALUES

- Professionalism
- Accountability
- Communication

## DISTRICT OUTCOME

To graduate all students career-, college- or military-ready per their expected date of graduation.

## DISTRICT GOALS

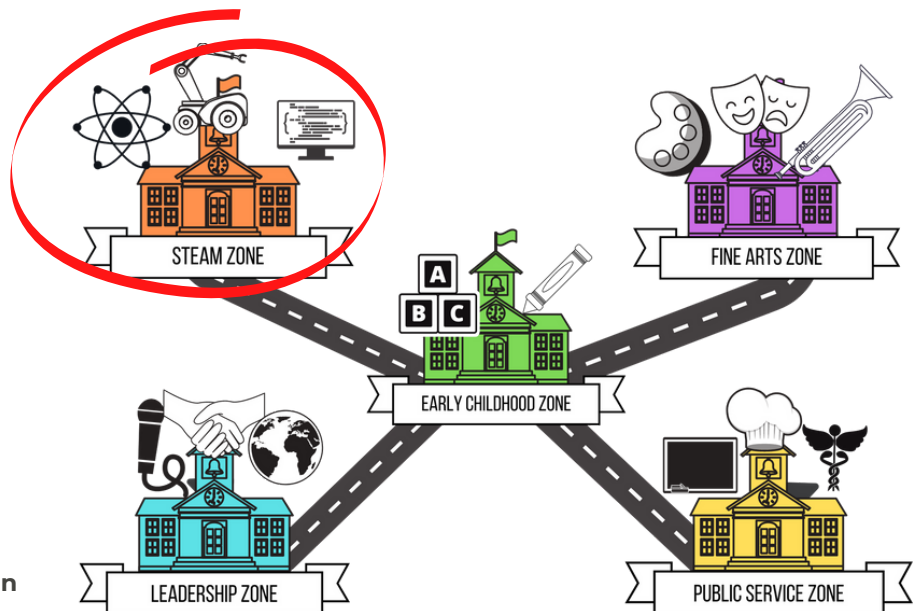
1. Focus on Student Success
2. Focus on Students, Families, & Community
3. Focus on Operational Excellence
4. Focus on Employee & Organizational Improvement
5. Focus on Financial Stewardship

## INNOVATION ZONES



## OUR INNOVATION FOCUS

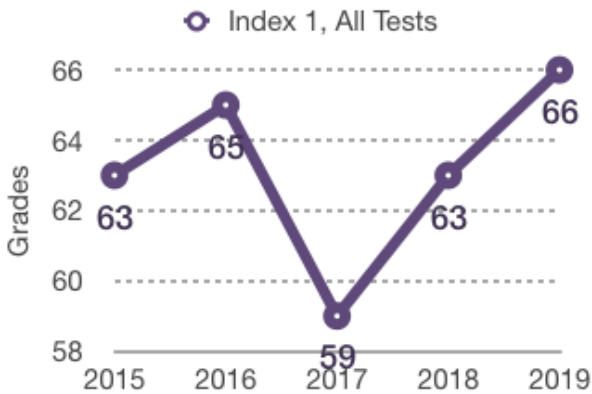
JFK will join the STEAM Innovation Zone in August 2021.



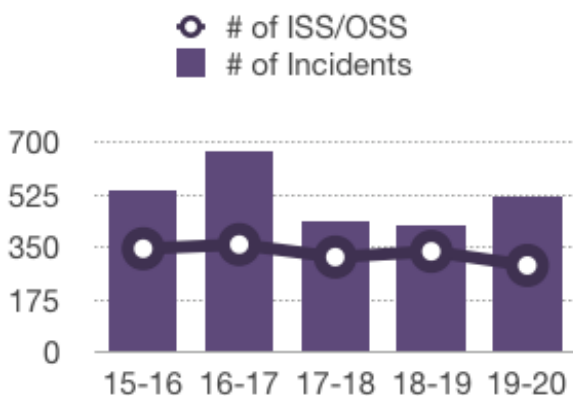


# QUICK FACTS

## TEA ACCOUNTABILITY



## DISCIPLINE



## PERSONNEL

In the last eight academic years:

- JFK has averaged the same educator turnover as other EISD campuses
- Currently 65 classroom teachers:
  - 11 have 0-3 years of teaching experience
  - 21 have 3-10 years of teaching experience
  - 29 have 11+ years of teaching experience

## FINANCIALS

- Current ADA weight: 923
- Projected Enrollment for 2021-2022: 1204
- Per pupil allotment projections for 2021-2022: \$6,160
- SB 1882 projected allotment: \$435,994 (all students)
- District percentage retained: 8.9%
- All financial data is based on current projections, and is subject to change. (For estimation purposes only)

## ATTENDANCE

- Student Attendance Rate: 94.9%



# CURRICULUM & INSTRUCTION

## NEW TECH NETWORK MODEL

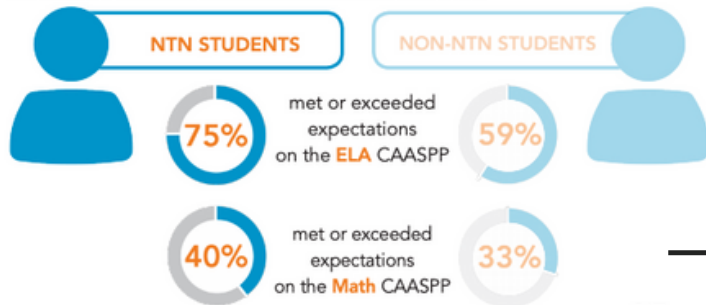


New Tech Network

## THE PEER-REVIEWED EVIDENCE OF NTN IMPACT

### NTN STUDENTS OUTPERFORM ON STATE EXAMS, EXTERNAL ASSESSMENTS, AND ACT/SAT

Students in a New Tech case study school in CA performed better than the statewide average on both the Math and ELA CAASPP exams. Scores were compared for 11th grade students during the 2015-2016 school year and 56% of the NTN students receive free or reduced lunch.<sup>5</sup>



NTN high school graduation rates:

**93%**

Similar high school graduation rates:

**75%**



For every 100 NTN students

**55**

enroll in college



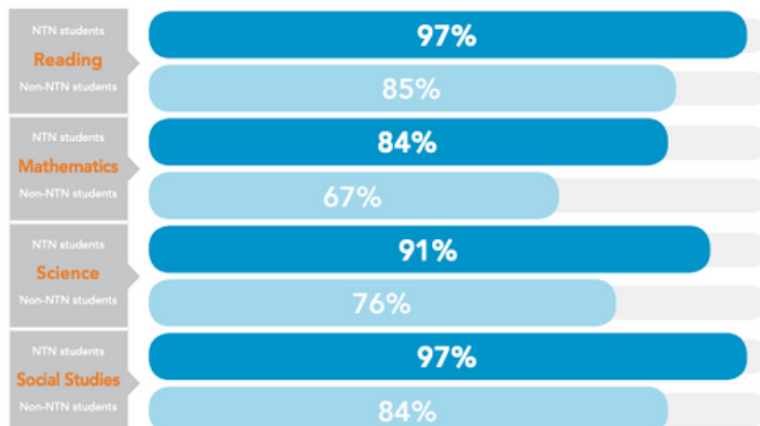
For every 100 US students

**44**

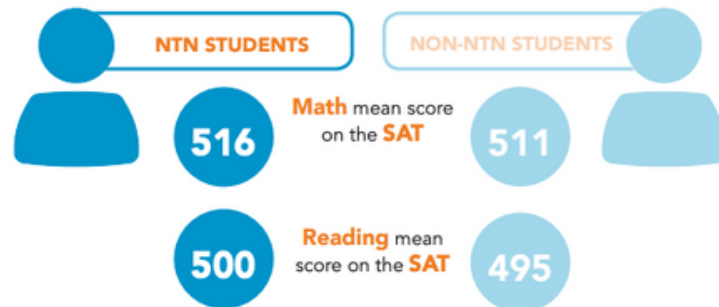
enroll in college



In another case study site in Texas the percentage of students "Meeting Standard" on the 2010-2011 TAKS assessments for all grades was **higher for the NTN students** compared to the non-NTN students in all subjects:<sup>7</sup>



SAT scores were available for 81 out of 116 high school seniors at the CA case study site in 2017. **NTN students performed better** than the national average on both the Math and Reading components of the SAT.<sup>5</sup>



## OTHER INSTRUCTIONAL CONSIDERATIONS

- 9-12 High School
- STEAM Zone
- P-TECH: Aerospace, CyberSecurity, Computer Science
- ECHS
- New Tech Project Based Learning (PBL) Instructional Model



# PARTNER EXPECTATIONS

## EXPECTATIONS FOR 1882 OPERATING PARTNERS

- Retention of all staff as Edgewood employees
- EISD retains 8.9% of SB 1882 funds
- Adherence to School Performance Framework
- Open Enrollment with no academic entrance criteria
- Operating partner must have an employee assigned to the campus that serves daily
- Principal manages the entire building during rollout
- New Tech in grades 9-12

## READY TO START?

To apply for an SB 1882 Partnership with EISD please visit our [website](#).

Contact Crissy Franco, Senior Director of Innovation at Edgewood ISD for further information.

(210) 898-4021 [Crissy.Franco@eisd.net](mailto:Crissy.Franco@eisd.net)

## IMPORTANT QUALITIES

